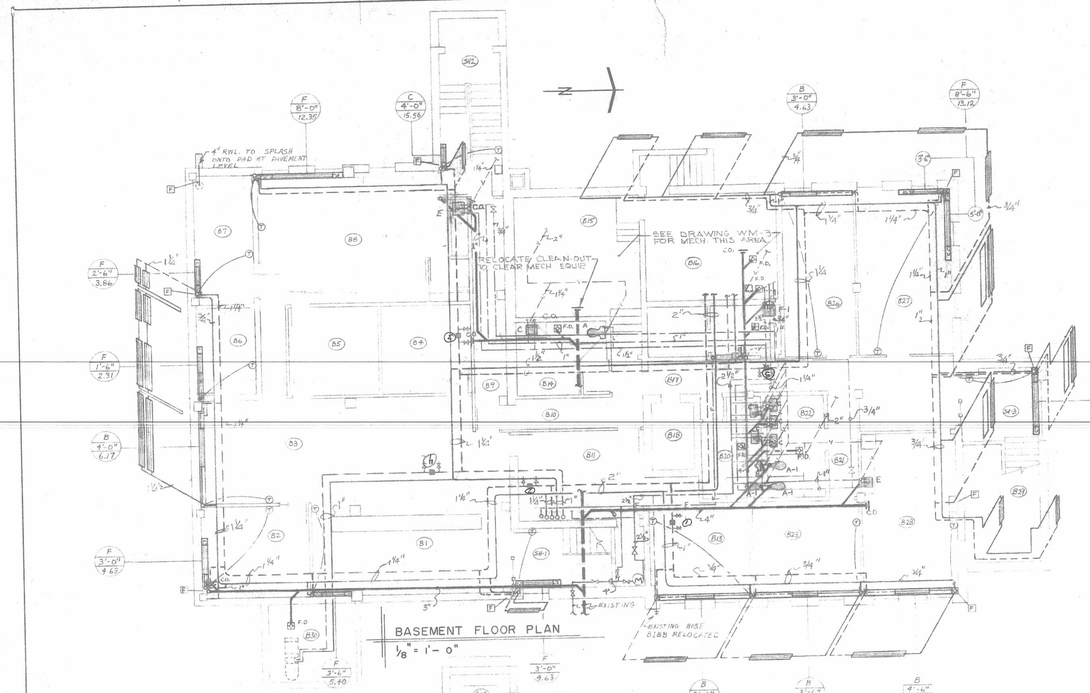

BASEMENT FLOOR PLAN

1/8" = 1'-0"

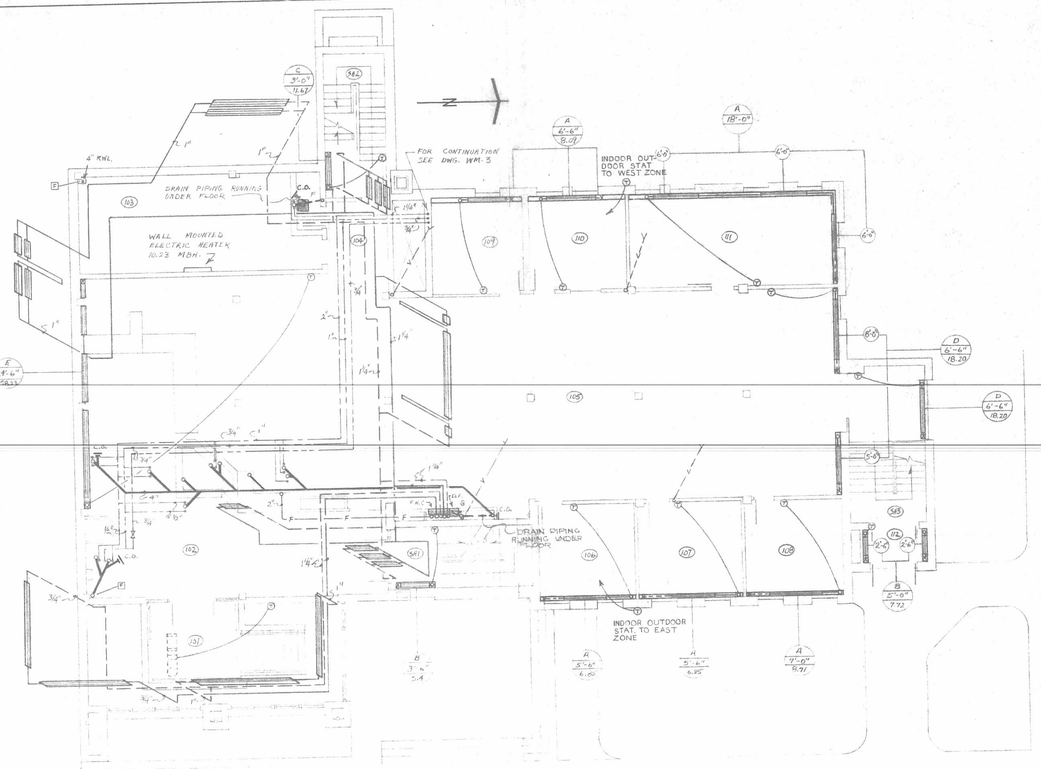

MAIN FLOOR PLAN

1/8" = 1'-0"

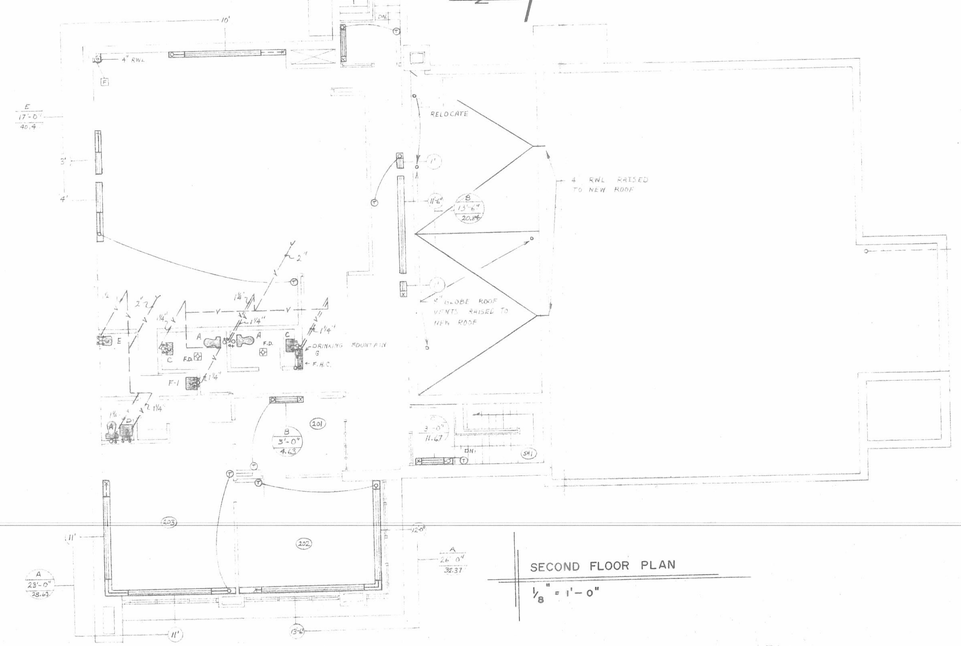

SECOND FLOOR PLAN

1/8" = 1'-0"

RADIATION SCHEDULE

DENOTES TYPE OF RADIATION.
DENOTES LENGTH OF ELEMENT IN FEET & INCHES.
DENOTES CAPACITY OF ELEMENT IN MBH.

TYPE 'A' – MARK VECTOR TYPE C COVER WITH SOLID FRONT AND LOUVRED TOP. 1 ROW 1.245 MBH PER LINEAR FOOT FINNED ELEMENT @ 190°F AVERAGE WATER TEMP.

TYPE 'B' – MARK VECTOR TYPE SG ENCLOSURE WITH SLOPED FRONT CABINET IS 13½" HIGH. 1 ROW 1.544 MBH PER LINEAR FOOT FINNED ELEMENT @ 190°F AVERAGE WATER TEMP.

TYPE 'C' – MARK VECTOR TYPE SG ENCLOSURE WITH SLOPED FRONT. 3 ROWS 3.89 MBH PER LINEAR FOOT FINNED ELEMENT @ 190°F AVERAGE WATER TEMP. (3 ROWS - 12" CENTERS)

TYPE 'D' – MARK VECTOR TYPE SG ENCLOSURE WITH SLOPED FRONT. 2 ROWS 2.89 MBH PER LINEAR FOOT FINNED ELEMENT @ 190°F AVERAGE WATER TEMP. (2 ROWS - 12" CENTERS)

TYPE 'E' – MARK VECTOR TYPE C COVER WITH SOLID FRONT AND LOUVRED TOP. 2 ROWS 2.377 MBH PER LINEAR FOOT FINNED ELEMENT @ 190°F AVERAGE WATER TEMP. (2 ROWS - 12" CENTERS)

~~TYPE 'F' – MARK VECTOR TYPE SG ENCLOSURE (2 ROW CABINET) WITH SLOPED FRONT. 1 ROW 1.544 MBH PER LINEAR FOOT FINNED ELEMENT @ 190°F AVERAGE WATER TEMP. (2 ROW CABINET - 12" CABINETS)~~

ALL ELEMENTS ARE SERIES 348 NON FERROUS (48 FINS PER LINEAR FOOT) ELEMENTS 190°F AVG. TEMP., 20° ΔT, 65°F AIR TEMP.

HALEWICH & SONS CONSTRUCTION LTD.

CONSULTANTS

ANGUS, BUTLER ENGINEERING LTD.
MECHANICAL AND ELECTRICAL ENGINEERS
SASKATOON SASK.

DATE OCT. /75 | DRAWN JTW
SCALE - AS NOTED | CHECKED - W.J.D.S.

MURRAY M. CHEETHAM ARCHITECT LTD.
NORTH BATTLEFORD SASKATCHEWAN

ADDITION & RENOVATIONS TO CITY HALL
NORTH BATTLEFORD SASK.

RADIATION
PLUMBING

PROFESSIONAL ENGINEER W. J. D. SHAW SASKATOON SASKATCHEWAN

FILE No. 74256

DRAWING No. WM-1

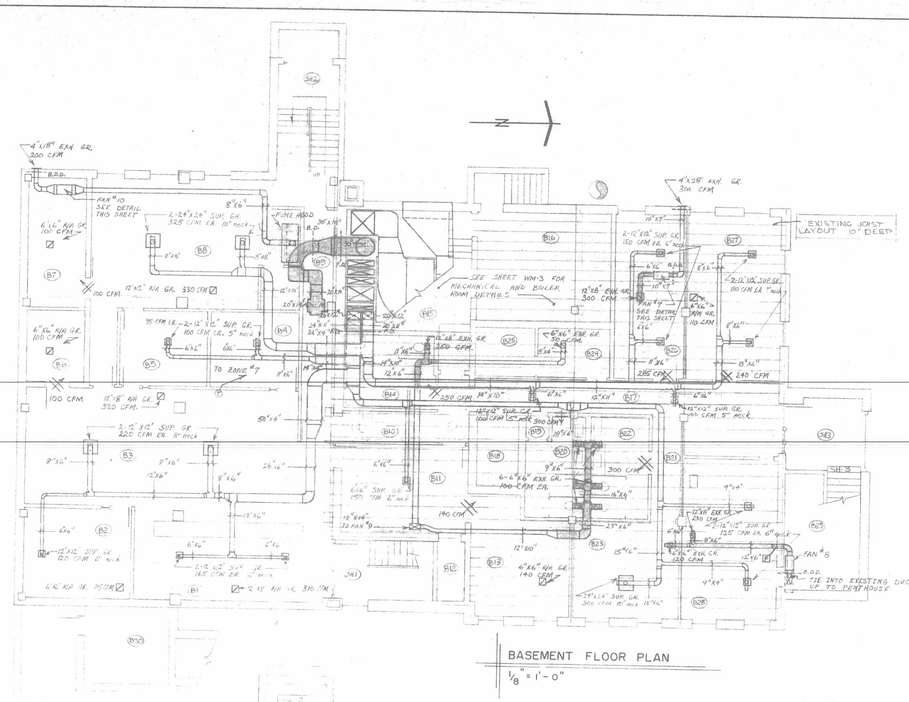

BASEMENT FLOOR PLAN

1/8" = 1'-0"

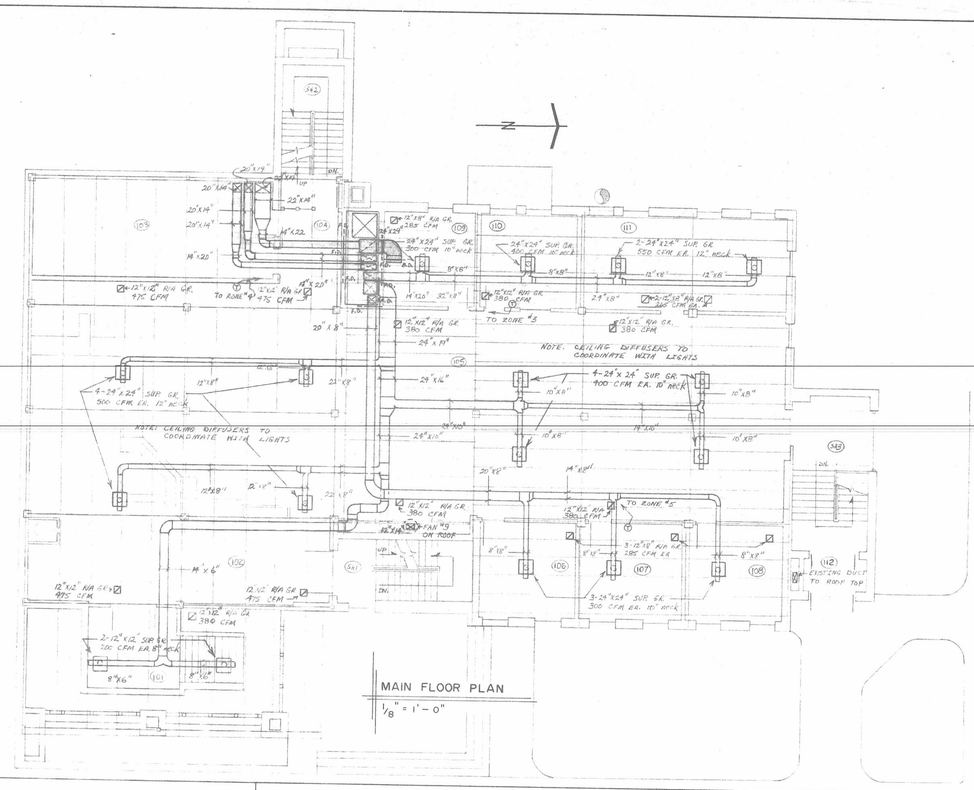

MAIN FLOOR PLAN

1/8" = 1'-0"

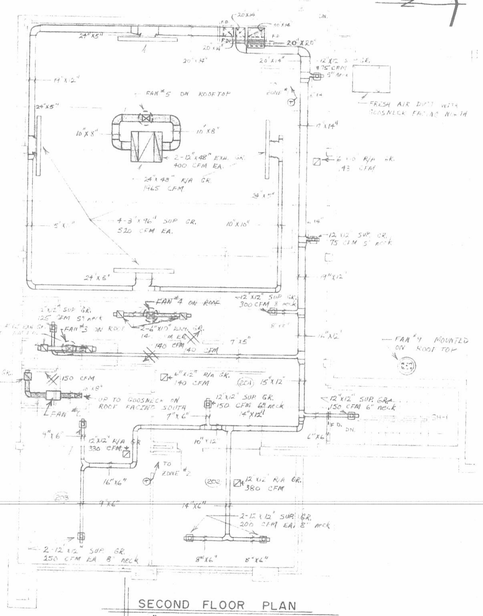

SECOND FLOOR PLAN

1/8" = 1'-0"

MEETING ROOM EXHAUST FAN

N.T.S.

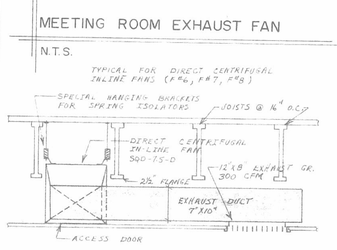

TYPICAL ROOFTOP FAN

N.T.S.

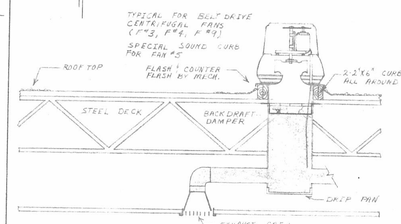

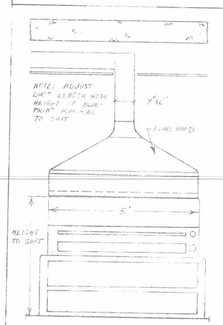

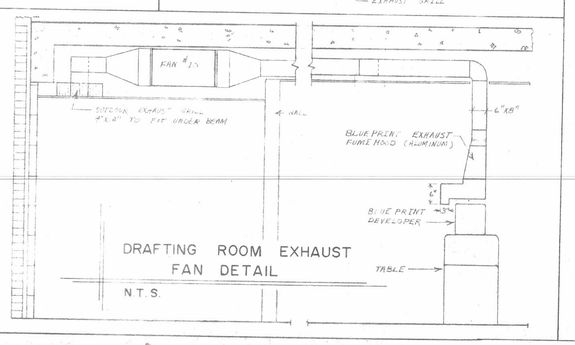

DRAFTING ROOM EXHAUST FAN DETAIL

N.T.S.

FOYER HEATING DETAIL

1/8" = 1'-0"

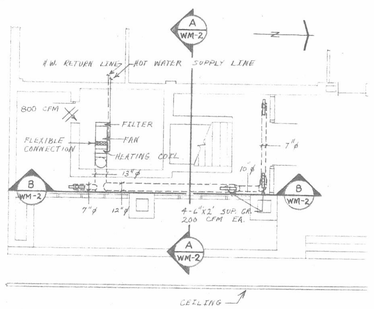

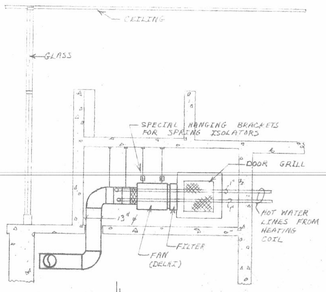

SECTION A-A

1/4" = 1'-0"

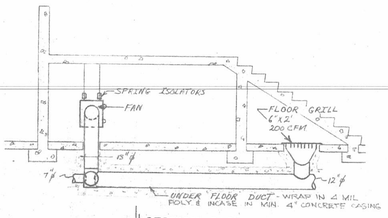

SECTION B-B

1/4" = 1'-0"

MALENCHUK & SONS CONSTRUCTION LTD.

CONSULTANTS

ANGUS, BUTLER ENGINEERING LTD.
MECHANICAL AND ELECTRICAL ENGINEERS
SASKATOON SASK.

DATE OCT. 1/75	DRAWN J.T.W.
SCALE AS NOTED	CHECKED W.J.D.S.

MURRAY M. CHEETHAM ARCHITECT LTD.
NORTH BATTLEFORD SASKATCHEWAN

ADDITION & RENOVATIONS TO CITY HALL

NORTH BATTLEFORD SASK.

VENTILATION DETAILS

PROFESSIONAL ENGINEER W. J. SHAW SASKATOON SASKATCHEWAN

FILE No. 74256

DRAWING No. WM-2